

SCREEDEMON



SCREEDEMON ...

**“VIBRATES LIKE HELL ON ITS
BUSINESS END, YET VERY LOW
HAND/ARM VIBRATION
AT THE OPERATOR POSITION.”**

SOLUTIONS THAT LAST



SCREEMON

When MBW develops a new product, we look for deficiencies in products already in the marketplace. Portable wet screeds suffered 4 serious shortcomings:

Mechanical

Wet screeds were prone to high maintenance, especially in connection to drive mechanisms between the engine and exciter. The ScreeDemon employs a simple, durable, low cost rubber isolator to drive the eccentric.

Functional

Most screed and screed bar combinations produce irregular vibration along the length of the screed bar. Not only is the concrete exposed to highly variable levels of vibration but cream levels vary from spot to spot along the screed bar. The back-to-back triangular construction of the ScreeDemon bar is extremely rigid and minimizes variability in the transmission of vibration.

Most screeds bolt to their screed bars. Hardware threads are compromised by the concrete and assembling or removing the screed becomes such a problem that crews often don't disassemble for cleaning or transport.



The ScreeDemon simply clamps to the specially designed bar. No holes to weaken the screed bar. No threads to complicate assembly/disassembly. The ScreeDemon goes together and comes apart in seconds.

Operator Health & Safety


All wet screeds tested by MBW exposed operators to excessive hand/arm vibration. The ScreeDemon's patent pending mount retention method enables use of low durometer isolators without loss of operator control.

Hand/arm vibration is 50 to 90% lower than competitive screeds.

U.S. & international patents pending & issued.

Patented, extra rigid, double triangular, magnesium screed bar

- *minimizes variability in vibration*
- *clamps to ScreeDemon - no holes or hardware through bar*
- *is attached or removed from screed in seconds for cleaning/transport*
- *allows for offsetting of screed power unit for working under protrusions*



ScreeDemon

SPECIFICATIONS	WS500H	WS500R
Operating Weight	29 lbs (13.2 kg)	29 lbs (13.2 kg)
Engine Make	Honda GX35	Robin EH035V
Max Rated Power	1.5 hp (1.12 kW) @7000 rpm	1.6 hp (1.19 kW) @7000 rpm
Displacement	1.9 in ³ (31 cm ³)	2.04 in ³ (33.4 cm ³)
Fuel Tank Capacity	0.17 gal (0.64 L)	0.17 gal (0.64 L)

() Metric Measurements. Specifications subject to change without notice.

Blade Specifications

PART #	WIDTH	WEIGHT
17804	4 ft (1.22 m)	7.6 lbs (3.4 kg)
17806	6 ft (1.83 m)	11.3 lbs (5.1 kg)
17808	8 ft (2.44 m)	15.1 lbs (6.9 kg)
17810	10 ft (3.05 m)	18.9 lbs (8.6 kg)
17812	12 ft (3.66 m)	22.7 lbs (10.3 kg)
17814	14 ft (4.27 m)	26.5 lbs (12.0 kg)
17816	16 ft (4.88 m)	30.2 lbs (13.7 kg)
17818*	18 ft (5.49 m)	34.0 lbs (15.4 kg)
17820*	20 ft (6.10 m)	37.8 lbs (17.1 kg)
17824*	24 ft (7.31 m)	45.4 lbs (20.6 kg)

() Metric Measurements. Specifications subject to change without notice.

* 18-24 ft bars require two ScreeDemon power units.

SCREEMON

SCREEDEMON

Central Lifting Point

is perfectly balanced with any length float blade

4-Stroke Engines

1.5 HP Honda or 1.6 HP Robin

Patent Pending

dual level, anti-vibration system. Unique system reduces vibration transmitted to the operator yet allows complete control of the unit.

Magnesium Float Blade

- Lightweight
- Will not react with concrete like aluminum bars
- No cut-out or attached hardware providing maximum strength and easy cleanup
- Available in 2 foot increments from 4' to 24'

Trigger Throttle

allows instant response to concrete conditions

Main Handle

- Walk-in design allows easy access to lifting points
- Tool-free adjustment
- Folds for easy transport and storage

High Strength


cast aluminum frame with a total power unit weight of 29 lbs.

Sealed Exciter

with oversized bearings requires no maintenance

Clamping Mechanism

allows quick and easy attachment and has captured hardware



SCREEDEMON HAND/ARM TEST

FINAL RESULT: 5-7 m/s²

- 4-1/2" Slump
- Normal Operating Speed
- 12' Scream Bar
- Test Instrumentation: Castle GA2003 HARM® Vibration Meter



1-800-678-5237

BLITZSCREED®


Blitzscreed is the state-of-the-art in vibratory truss screeds. The Blitzscreed is set-up and cleaned in roughly half the time of other screeds.

Mechanical problems common to other designs are eliminated. All bolted construction eliminates weldment failure. MBW's patented offset eccentric shaft/bearing design results in far more uniform vibration across the screed and greatly extends bearing life. The patented quick coupling method of joining section shafts is fast and eliminates failure of mechanical connectors.



Blitzscreed is available in engine driven or pneumatic models with hand and auto winch options.

MBW Power Winches enhance safe operation with a top mounted engagement lever for instant activation and deactivation. Travel speed is easily adjusted through a simple valve control. The units also have an adjustable relief valve that stops the winches in case of an obstruction. Each end operates independently for maximum maneuverability around columns and other obstacles.



Precision machined, cast A-frames handle stresses in all planes and serve as a built-in fixture for maintaining perfect screed alignment throughout the life of the product.

Blitzscreed sections come in 8' 4", 4' 4" and 2' 4" lengths and can be combined to produce screeds up to 75 feet (screeds in 25 to 40 foot range most common).

SPECIFICATIONS	MVS2	MVS4	MVS8
Length	2 ft 4 in (.71 m)	4 ft 4 in (1.32 m)	8 ft 4 in (2.54 m)
Width	15 in (38 cm)	15 in (38 cm)	15 in (38 cm)
Height	16 in (41 cm)	16 in (41 cm)	16 in (41 cm)
Weight per Foot	10.5 lbs (4.7 kg)	9 lbs (4 kg)	8 lbs (3.6 kg)
Vibration	up to 2600 vpm	up to 2600 vpm	up to 2600 vpm

() Metric Measurements.
Specifications subject to change without notice.

AUTHORIZED DISTRIBUTOR



MBW Inc.
250 Hartford Road • P.O. Box 440
Slinger, Wisconsin • 53086-0440 • USA
800-678-5237
262-644-5234
Fax: 262-644-5169
E-mail: mbw@mbw.com • Website: www.mbw.com

MBW UK Ltd.
Units 2 & 3 Cochrane Street
Bolton BL3 6BN • England UK
44 (0) 1204 387784
Fax: 44 (0) 1204 387797
E-mail: mbwuk@btinternet.com • Website: www.mbw.com